

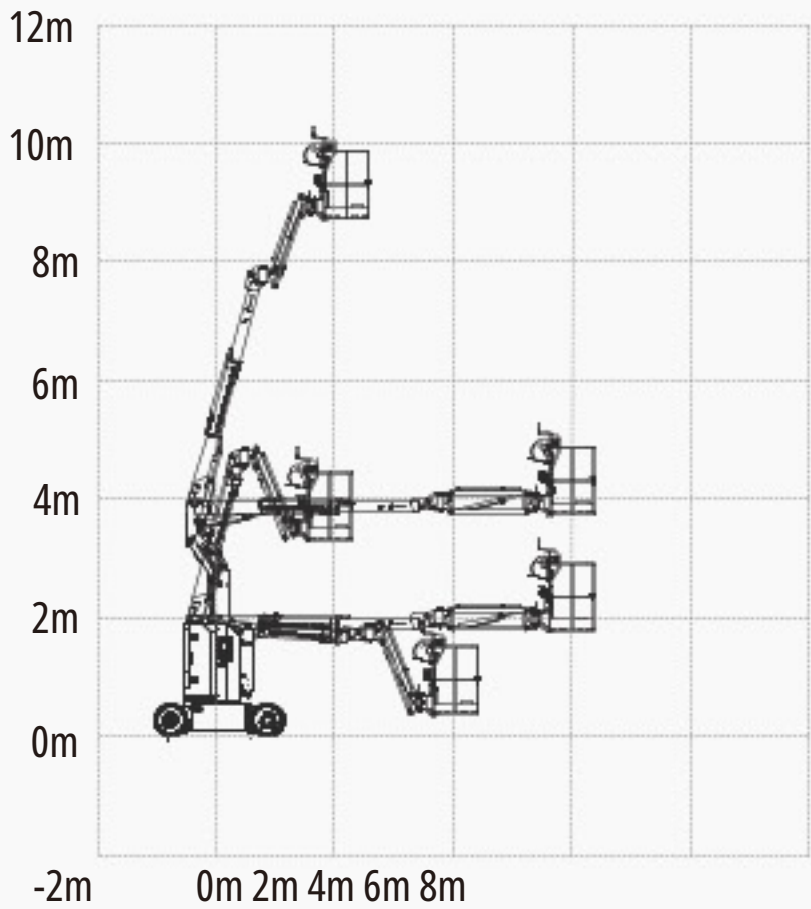
SPECIFICATIONS

Size	BritishMetric	British
Max. Working Height	10.80m	35ft 5in
Max. Platform Height	8.80m	28ft 10in
Max. Platform Range	6.35m	20ft 10in
Max. Up And Over Clearance	3.80m	12ft 6in
Overall Length	5.52m	18ft 1in
Overall Length(Stowed)	3.90m	12ft 9in
Overall Width	1.20m	3ft 11in
Overall Height	2.00m	6ft 7in
Platform Size(Length×Width)	0.76m×1.17m	2ft 6in×3ft 10in
Turntable Tailswing	0m	0in
Ground Clearance A	0.09m	3in
Wheelbase B	1.65m	5ft 5in
Turning Radius(Inside/Outside)	1.50m/3.20m	4ft 11in/10ft 6in
Tyres	22X7	22X7

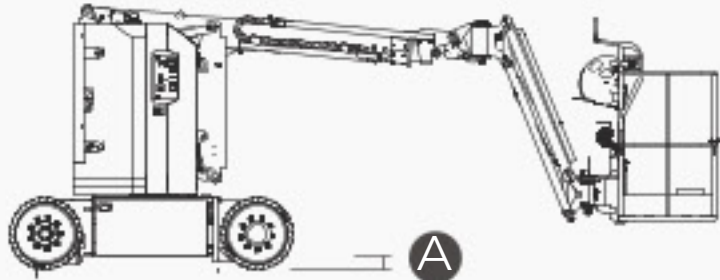
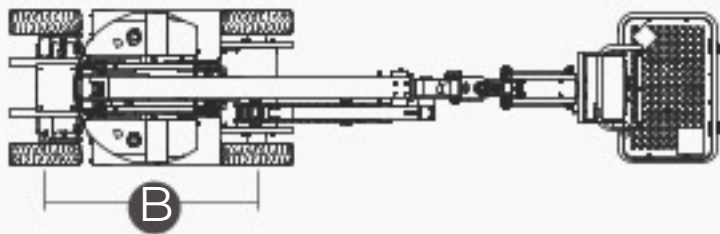
Performance		
S.W.L	227kg	500lb
Max. Occupants(Indoor/Outdoor)	2/2	2/2
Gradeability	35%	35%
Travel Speed(Stowed)	4.8km/h	2.9mph
Travel Speed(Raised)	0.8km/h	0.4mph
Max. Working Slope	2.5°/4.5°	2.5°/4.5°
Turret Rotation	355°	355°
Platform Rotation	180°	180°
Jib Movement	139°	139°

Weight		
Overall Weight	6660Kg	14682lb

Power		
Battery	48V/300Ah	48V/300Ah
Charger	48V/35A	48V/35A



Range Of Motion



FEATURES

Standard Items

- Proportional Joystick Controls •
- 4X2 WD
- Automatic Braking System
- Emergency Descent System
- Tubing Explosion-Proof System
- Fault Diagnosis System
- Tilt Alarm
- Motion Alarm
- Horn
- Hour Meter
- Charging Protection System
- Flashing Beacon
- Drive Enable
- Charging Indicator
- Manual Brake Release
- Lanyard Attachment Point
- Tie-Down And Lifting Points
- Emergency Stop Button
- Platform Load Sense System
- Drive all range
- Work light
- Footswitch



ACCESS SPECIALTIES ^{LT}

104 Carbine road, Mount Wellington
0800 DINGLI (346 454)
E. Brendan@accessspecs.co.nz
www.accessspecs.co.nz



Due to continuous technology updates, technical parameters are subject to change without notice. This picture book is for reference only, the actual product shall 2023-05 prevail. The copyright is owned by Zhejiang Dingli, any content may not be copied or copied for any purpose without written permission.