

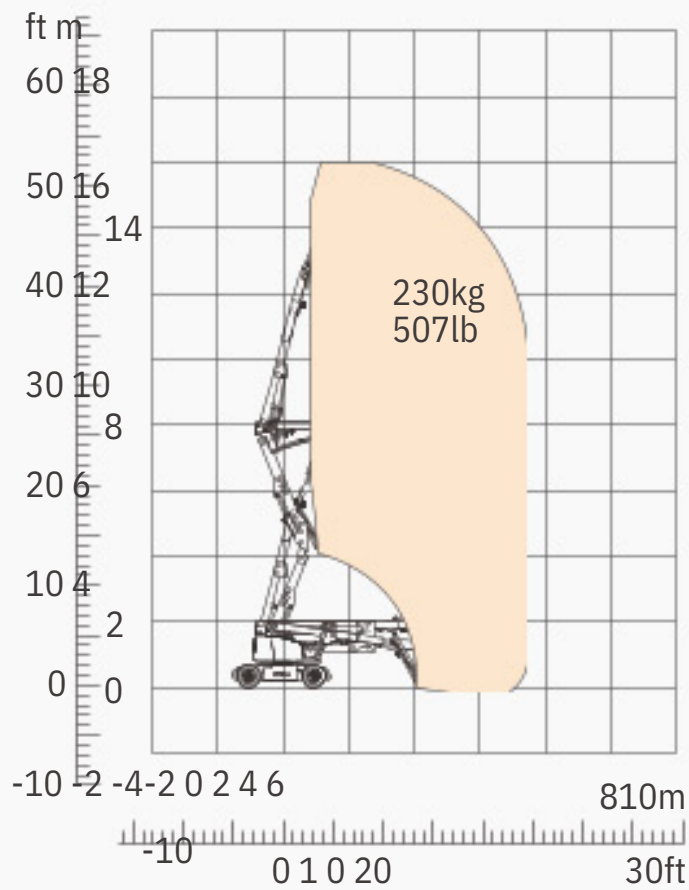
SPECIFICATIONS

Size	Metric	British
Max. Working Height	16.30m	53ft 6in
Max. Platform Height	14.30m	46ft 11in
Max. Operating Range	7.15m	23ft 6in
Max. Platform Range	6.55m	21ft 6in
Up and Over Clearance	7.89m	25ft 11in
Overall Length(Stowed) A	6.77m	22ft 3in
Overall Length(Transport) B	5.15m	16ft 11in
Overall Width(Stowed) C	1.73m	5ft 8in
Overall Height(Stowed) D	2.00m	6ft 7in
Platform Size(Length×Width)	1.45m×0.76m	4ft 9in × 2ft 6in
Turntable Tailswing	0	0
Ground Clearance	0.20m	8in
Wheelbase E	2.00m	6ft 7in
Turning Radius(Inside/Outside)	2.08m/3.30m	6ft 10in/10ft 10in
Tyres	17.5×6.75	17.5×6.75

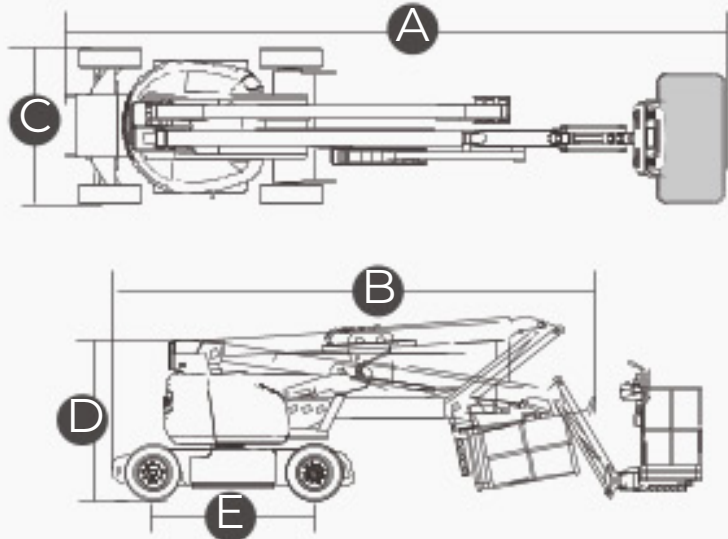
Performance		
S.W.L	230kg	507lb
Max. Occupants	2	2
Gradeability	30%	30%
Travel Speed(Stowed)	6.1km/h	3.8mph
Travel Speed(Raised)	1.1km/h	0.7mph
Max.Working Slope	X-3°/Y-3°	X-3°/Y-3°
Turret Rotation	360 °Discontinuity	360 °Discontinuity
Platform Rotation	180°	180°
Jib Movement	130°	130°

Weight		
Overall Weight	6700kg	14770lb

Power		
Battery	48V/300Ah	48V/300Ah
Charger	48V/35A	48V/35A
Hydraulic Oil Tank	30L	7.9gal




Range Of Motion



FEATURES

Standard Items

- Horn
- Deadman
- Tilt Sensor
- Hour Meter
- Zero Emission
- Flashing Beacon
- Foam-filled Tyres
- Two-Wheel Drive
- All Motion Alarm
- Two-Wheel Steering
- Manual Safety Pump
- Self-leveling Platform
- Proportional Controls
- 360° Turntable Rotation
- Onboard Diagnostic System



ACCESS SPECIALTIES PTY LTD

104 Carbine road, Mount Wellington
0800 DINGLI (346 454)

E. Brendan@accessspecs.co.nz

www.accessspecs.co.nz



Due to continuous technology updates, technical parameters are subject to change without notice. This picture book is for reference only, the actual product shall 2022-01 prevail. The copyright is owned by Zhejiang Dingli, any content may not be copied or copied for any purpose without written permission.