

SPECIFICATIONS

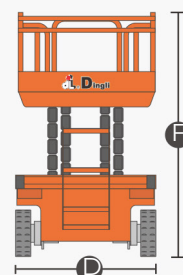
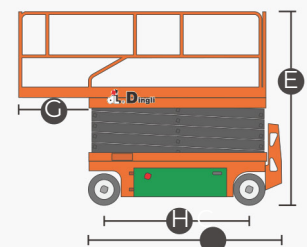
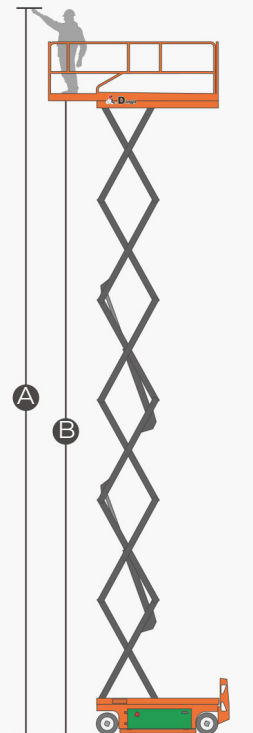
Dimension	Metric	British
Max. Working Height(Indoor) A	15.70m	51ft 6in
★ Max. Working Height(Outdoor)	9.00m	29ft 6in
Max. Platform Height(Indoor) B	13.70m	44ft 11in
★ Max. Platform Height(Outdoor)	7.00m	23ft 9ft 4in
Overall Length C	2.84m	4ft 1in
Overall Width D	1.25m	8ft 7in
Overall Height(Rails Up) E	2.62m	6ft 10in
Overall Height(Rails Down) F	2.09m	8ft 8in×3ft 8in
Platform Size(Length ×Width)	2.64m×1.12m	2ft 11in
Platform Extension Size G	0.90m	4in/1in
Ground Clearance(Stowed/Raised)	0.10m/0.019m	7ft 4in
Wheelbase H	2.24m	0in/8ft
Turning Radius(Inside/Outside)	0m/2.65m	8in
Tyres	φ381×127mm	φ381×127mm

Performance		
S.W.L	363kg	800lb
S.W.L on Extension	136kg	299lb
Max. Occupants (Indoor/Outdoor)	2/0	2/0
★ Max. Occupants (Indoor/Outdoor)	2/1	2/1
Gradeability	25%	25%
Travel Speed(Stowed)	6.0km/h	3.73mph
Travel Speed(Raised)	0.8km/h	0.50mph
Max. Working Slope	X-1.5°/Y-3°	X-1.5°/Y-3°
Up/Down Speed	68/68sec	68/68sec

Weight		
Overall Weight	3390kg	7474lb

Power		
Hydraulic Tank	20L	5.3gal
Lithium Battery	28.8V/175Ah	28.8V/175Ah
Charger	28V/30A	28V/30A
Driving Motor	2×15VAC/0.87kW	2×15VAC/0.87kW
Lifting Motor	15VAC/3.42kW	15VAC/3.42kW

Note: Parameters with "★" are optional



FEATURES

Standard Items

- Proportional Joystick Controls
- Self-lock Gate On Platform
- Drivable At Full Height
- Non-Marking Tires
- Two-Wheel Drive
- Two-Wheel Steering
- Automatic Brake System
- Emergency Descent System
- Cylinder Holding Valve
- Onboard Diagnostic System
- Tilt Alarm
- All Motion Alarm
- Horn
- Hour Meter
- Safety Arm For Troubleshooting
- Standard Transport Forklift Holes
- One-Way Platform Extension Deck
- Charging Protection System
- Flashing LED Beacon
- Foldable Guard Rails
- Automatic Pothole Protection
- Drive Enable
- Charging Indicator
- Manual Brake Release
- Lanyard Attachment Point
- Tie-Down And Lifting Points
- Platform Load Sense System
- Emergency Stop Button
- Hydraulic oil receiver
- Pure electric steering system
- Kinetic energy recovery system



ACCESS SPECIALTIES ESTD 1998

104 Carbine road, Mount Wellington
0800 DINGLI (346 454)

E. Brendan@accessspecs.co.nz

www.accessspecs.co.nz



Due to continuous technology updates, technical parameters are subject to change without notice. This picture book is for reference only, the actual product shall 2024-02prevail. The copyright is owned by Zhejiang Dingli, any content may not be copied or copied for any purpose without written permission.