

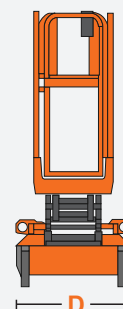
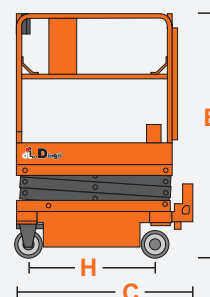
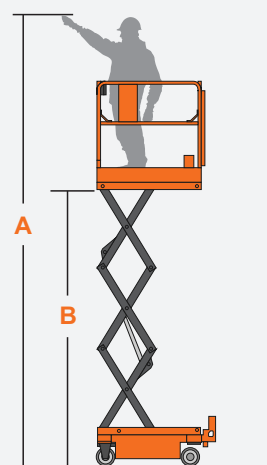
SPECIFICATIONS

Dimension	Metric	British
Max. Working Height A	5.00m	16ft 5in
Max. Platform Height B	3.00m	9ft 10in
Overall Length C	1.31m	4ft 3in
Overall Width D	0.75m	2ft 5in
Overall Height E	1.80m	5ft 11in
Platform Size(Length ×Width)	1.15m×0.66m	3ft 9in×2ft 2in
Ground Clearance(Stowed/Raised)	0.075m	3in
Wheelbase H	0.99m	3ft 3in
Tyres	φ200×50mm	φ200×50mm

Performance		
S.W.L	240kg	529lb
Max. Occupants(Indoor/Outdoor)	1/0	1/0
Max. Working Slope(X/Y)	1°/1°	1°/1°
Up/Down Speed	21/21sec	21/21sec

Weight		
Overall Weight	398kg	878lb

Power		
Hydraulic Tank	3L	0.8gal
Lead-acid Battery	12V/85Ah	12V/85Ah
Charger	12V/15A	12V/15A
Lifting Motor	12VDC/0.8kW	12VDC/0.8kW



FEATURES

Standard Items

- Self-lock Gate On Platform
- Fixed Guardrails
- Automatic Brake System
- Emergency Descent System
- Cylinder Holding Valve
- Onboard Diagnostic System
- Tilt Alarm
- All Motion Alarm
- Horn
- Hour Meter
- Safety Arm For Troubleshooting
- Standard Transport Forklift Holes
- Charging Protection System
- Flashing LED Beacon
- Charging Indicator
- Lanyard Attachment Point
- Tie-Down And Lifting Points
- Platform Load Sense System
- Emergency Stop Button



ACCESS SPECIALTIES

104 Carbine road, Mount Wellington
0800 DINGLI (346 454)
E. Brendan@accessspecs.co.nz
www.accessspecs.co.nz



Due to continuous technology updates, technical parameters are subject to change without notice. This picture book is for reference only, the actual product shall 2024-02prevail. The copyright is owned by Zhejiang Dingli, any content may not be copied or copied for any purpose without written permission.